



Cataract Surgery Nightmare

Ahmed A.K. El-Massry, MD, PhD
Head of Ophthalmology Department,
Faculty of Medicine,
Alexandria University, Egypt

Mohamed A El-Massry ,MD, FRCSEd

No Financial interest

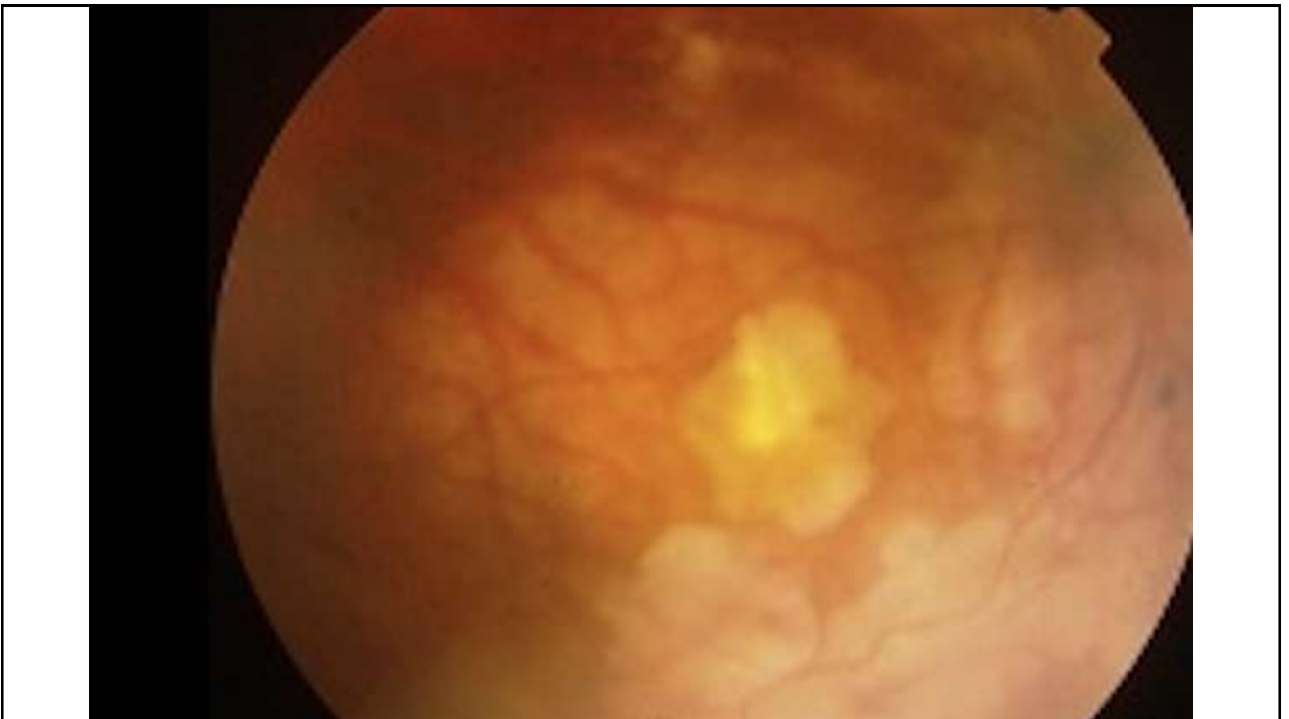
Alexandria Ophthalmology Summit 2019

Patient

- **58** year old male
- CL wearer
- Hypertensive, smoker.

O/E

- Clear cornea, RRR.
- -27 DS
- BCVA: **OD CF 50 cm**
OS: 0.05
- Lens: **OD: dense Nuclear Cataract +++ and PSC+++.**
OS: PSC++.
- Fundus: seen hardly (OD): extensive chorio-retinal degenerations and myopic disc.



- Right uneventful phacoemulsification:
- Biometry : -4 DS,
- Sedation.

Post-operative follow up:

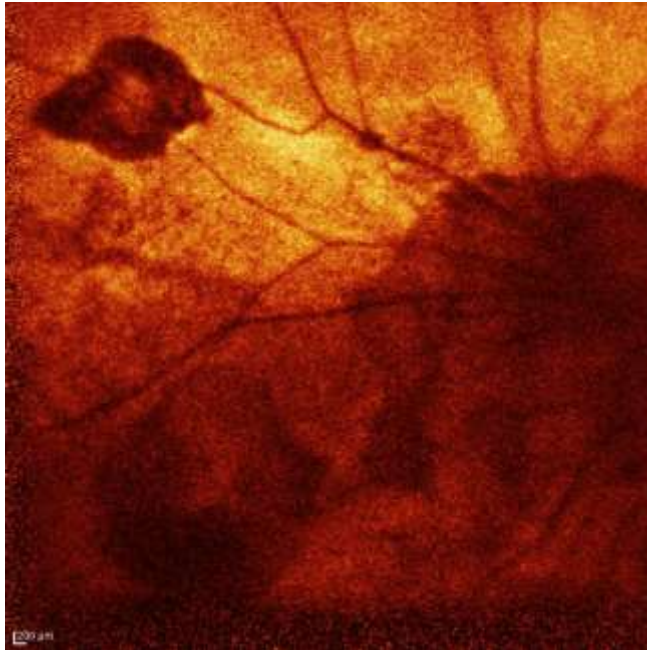
- **4 hours after surgery:** IOP spike: controlled on two topical anti-glaucoma drops and systemic Acetazolamide.
- First day post op: All ok, good IOP.

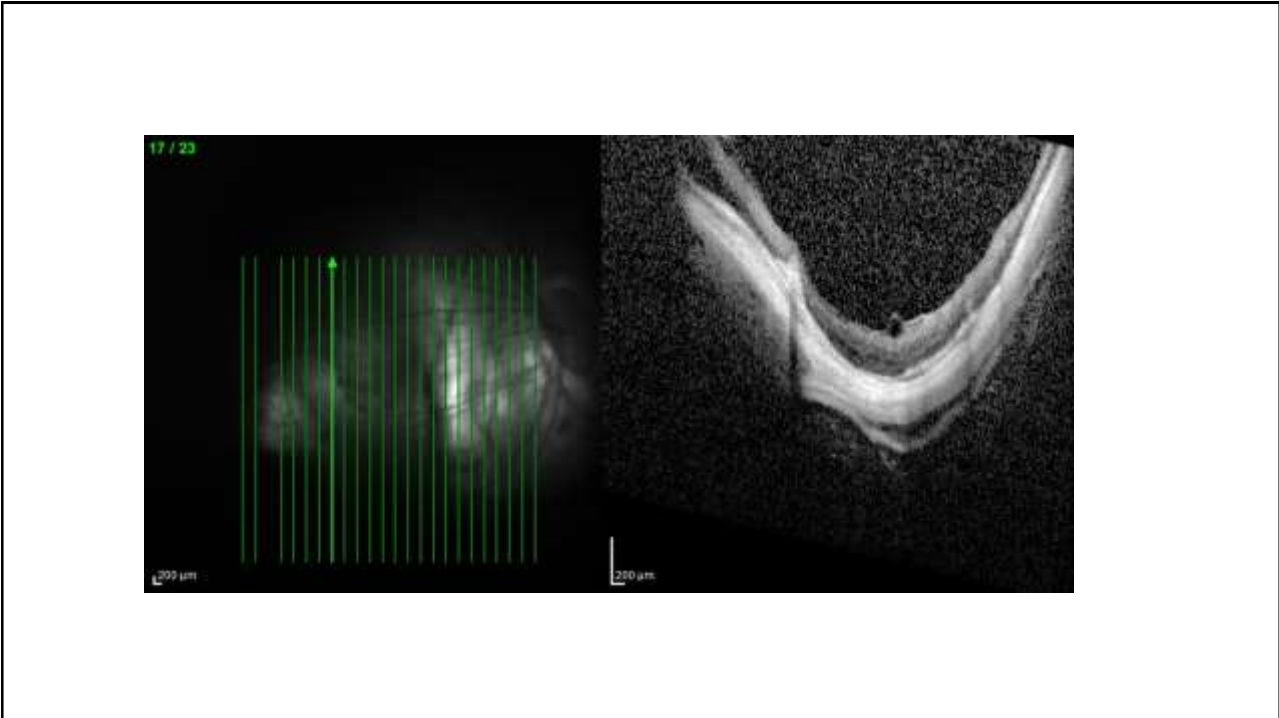
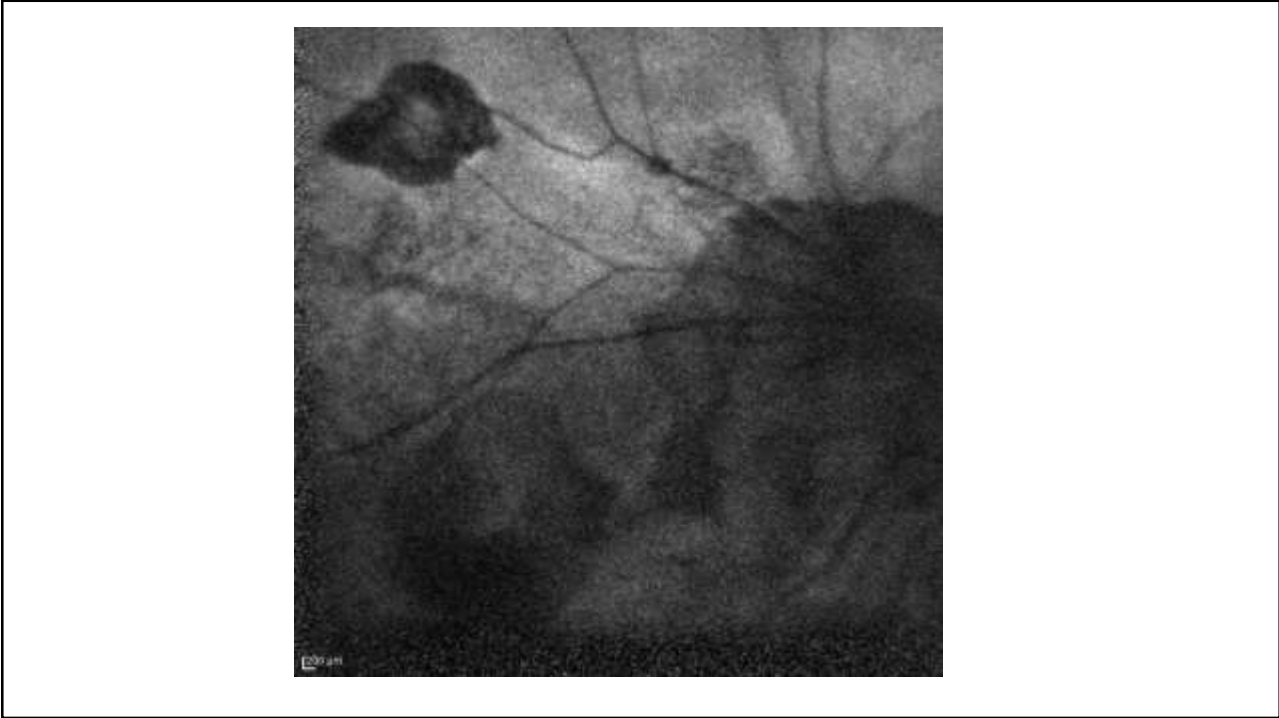
Post operative course

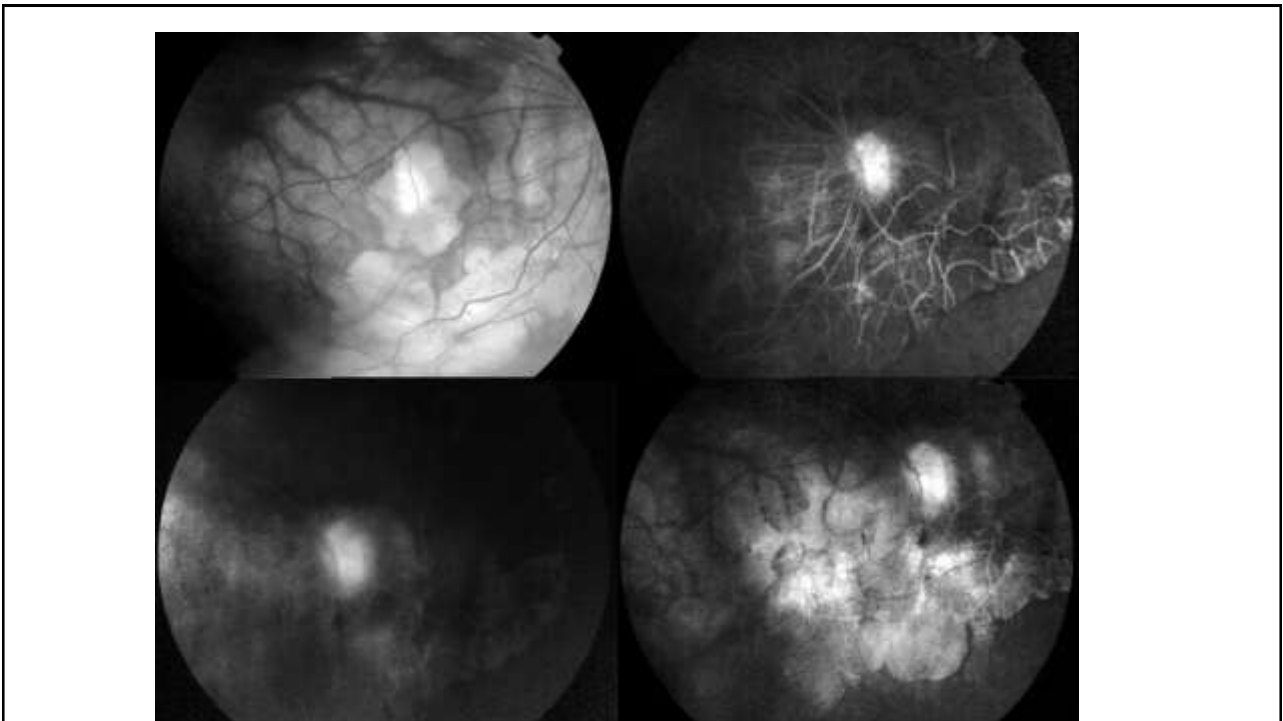
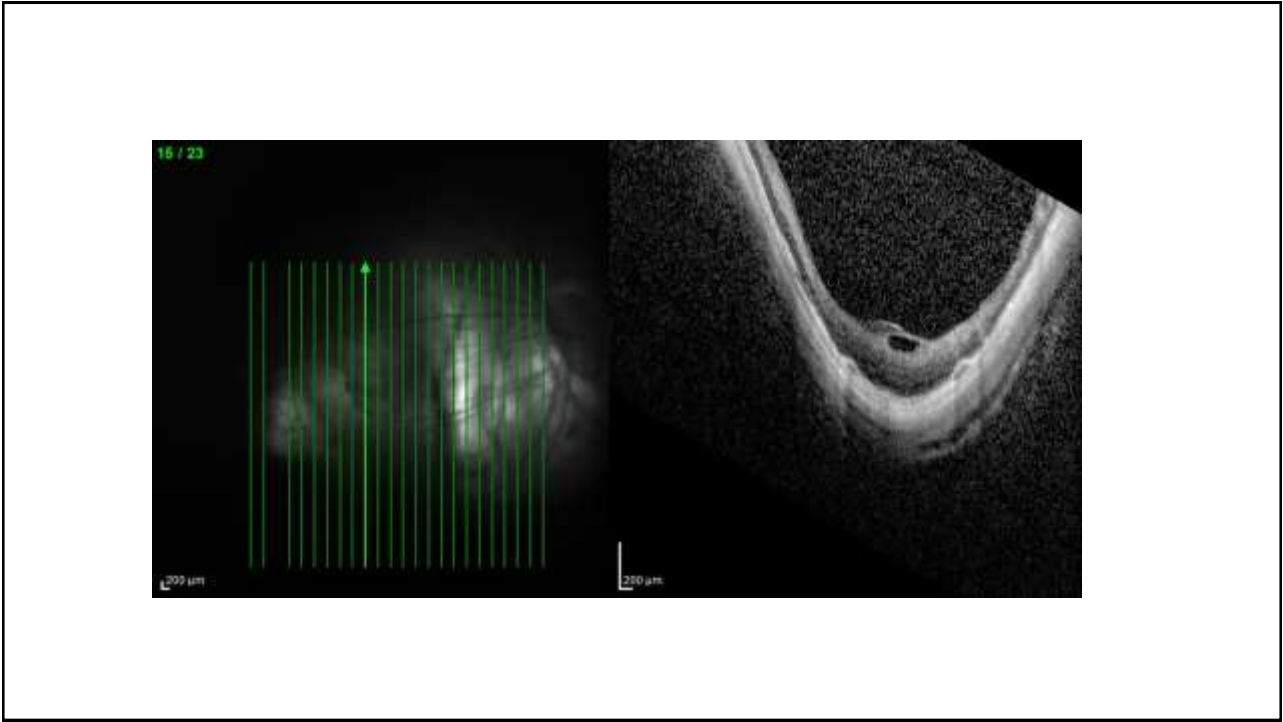
- Patient reported visual improvement on the first 2 days
- Then, Acute diminution on the 3rd day.
- Examination: unremarkable except:

RAPD

Vision: PL !







MRI was free

WHY??!!!

- Anterior ischemic optic neuropathy?
- Optic disc wipe out??

Br J Ophthalmol. 2007 May; 91(5): 563. PMID: PMC1954764
 doi: [10.1136/bjo.2006.110007](https://doi.org/10.1136/bjo.2006.110007) PMID: [17446500](https://pubmed.ncbi.nlm.nih.gov/17446500/)

Non-arteritic anterior ischaemic optic neuropathy and cataract surgery

[John Elston](#)

Am J Ophthalmol. 2017 Mar;175:183-193. doi: [10.1016/j.ajo.2016.10.008](https://doi.org/10.1016/j.ajo.2016.10.008). Epub 2016 Oct 27.

Post-Cataract Surgery Optic Neuropathy: Prevalence, Incidence, Temporal Relationship, and Fellow Eye Involvement.

[Moradi A](#)¹, [Kanagalingam S](#)¹, [Diener-West M](#)², [Miller NR](#)³.

Incidence of post cataract surgery optic neuropathy .

- **11** in 100,000 cases
- More rare than retinal detachment after cataract surgery.
- Occurs in the first **6** months.
- Chance of other eye affection : **50 %**

Then...., the patient disappeared.....

The End