



Alexandria
Ophthalmology
Summit

6TH ALEXANDRIA OPHTHALMOLOGY SUMMIT AOS 2024

25-27 September 2024 | Radisson Blu Hotel, Alexandria, Egypt

FACULTY OF
MEDICINE



جامعة الإسكندرية
ALEXANDRIA
UNIVERSITY



SCIENTIFIC
PROGRAM



Alexandria Faculty of Medicine
Accreditation Council



Compliant:
mecomed

AcrySof IQ Vivity® IOL

Simplifying Presbyopia Correction¹⁻⁹

The **First and Only** presbyopia-correcting IOL
with wavefront-shaping technology
and a **clinically proven exceptionally**
low rate of visual disturbances¹⁻⁴

References: 1. AcrySof® IQ Vivity® Extended Vision IOL, Directions for Use. 2. Alcon Data on File, US Patent 9968,40 B2, May 15, 2018. 3. Alcon Data on File, TDOC-0055777, P9, Apr 2019. 4. Alcon Data on File, TDC4-009701, P9-10, 2019. 5. Alcon Data on File, TDOC-0055716, 16-May-2019. 6. Jaiswal, E. et al. ACRYSOFT IQ VIVITY: Rate of Vision at a Range of Distances Provided by a Novel Optical Technology. *Cataract & Refractive Surgery Today*, April 2020 // 7. Alcon Data on File, A02065-017-043036, Clinical Evaluations of Alcon® Vivity®, Synfony®, Zess® AT LARA® AT LISA IOLs, Feb 2020. 8. Lawless, V. Inflight Issues: "AI" IOL to change the cataract surgery paradigm? available at: <https://www.refnetnews.com/alcon-iol-to-change-the-ataract-surgery-paradigm/>. Accessed Date: 11/07/2020. 9. Lee, B. et al. The Vivity Experience: Depth of Focus IOL. *Our Clinical Experience*. *Cataract & Refractive Surgery Today*, Feb 2017, 22317.

Please refer to product direction for use for complete list of indications, contraindications and warnings.

Alcon



AcrySof IQ Vivity® | Extended Vision IOL
Toric Extended Vision IOL



Welcome

6TH ALEXANDRIA OPHTHALMOLOGY SUMMIT

Dear Colleagues,

After the pioneering success stories of Alexandria Ophthalmology Summit 2018, 2019, 2021, 2022 and 2023 Alex Ophthalmology Summit Board is honored to announce the long-awaited the 6th Alex Summit 2024!

We cordially welcome you to the 6th Alexandria Ophthalmology Summit which will be held from 25-27 September 2024, at Radisson Blu AlexWest Alexandria, Egypt

This is an exceptional opportunity to share experience, knowledge & develop skills as well as enjoy the magnificent socialization among regional eye surgeons.

Our program and agenda are full of brand new topics and interesting sessions!



**ALEXANDRIA
OPHTHALMOLOGY
SUMMIT
BOARD**



BOARD CHAIRMAN
Professor
Alaa El Zawawi



SUMMIT COORDINATOR
Professor
Mohamed El Kateb

BOARD MEMBERS

Alphabetically Ordered



Professor
Ahmed Shama



Professor
Ahmed Souka



Professor
Alaa Ghaith



Professor
Mohamed Bahgat

SPEAKERS INSTRUCTIONS



CONGRESS HALLS WILL BE EQUIPPED WITH:

Two Laptops: One Apple Mac & one PC with Microsoft Windows 11 and Microsoft Office 2019.
Internet access will NOT be available inside the meeting rooms.

TO ENSURE THAT THE MEETING PROGRESSES SMOOTHLY, PLEASE STICK TO THE FOLLOWING INSTRUCTIONS:

- All presentations should be recorded on a USB flash memory (Preferred).
- Please save presentations in PowerPoint 2007 or later format for PC & Keynote for Apple.
- Upload your presentation early to the Audiovisual Center (RM Events) as we will load the presentations to the hard drive of our systems before the sessions by one hour.
- No personal laptops are permitted for presentations.
- In case you have problems with your presentation(s), please do not hesitate to contact the IT support team (RM Events).



Powered by
RM EVENTS

Computerized Count-Down **TIMER**

Will monitor speakers' time

So make sure to present during the given time,
as **NO EXTRA TIME IS ALLOWED**



Microsoft



Slido INSTRUCTIONS

HOW TO USE SLIDO? 🔍



SCAN QR Or

➤ GO TO SLIDO.COM

➤ ENTER THE MEETING CODE:
#AOS2024

➤ CHOOSE THE RIGHT ANSWER
➤ SEND YOUR CHOICE

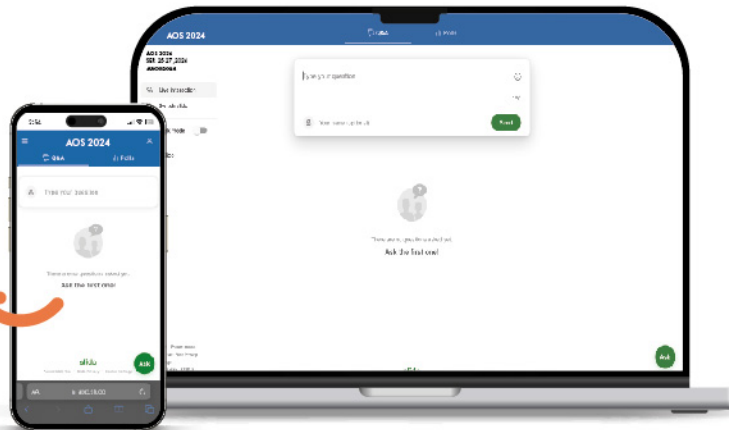
- QUESTION 1

- QUESTION 2

- QUESTION 3

- QUESTION 4

- QUESTION 5



loteranol 0.5%

Loteprednol Etabonate 0.5%



Novel Retro-metabolic Corticosteroid Guarantees:

- High efficacy as prednisolone
- Safety profile as Fluorometholone
- For Post LASIK management & VKC cases

Loteranol Comp

Loteprednol Etabonate 0.5%
Tobramycin 0.3%



Innovative of Loteprednol Etabonate & Tobramycin:

- Relieves BKC symptoms as Dexamethasone/
Tobramycin but with minimal effect on IOP
- FDA approved for steroids responsive cases

loteranol Ointment 0.5%

Loteprednol Etabonate 0.5%



The first Loteprednol Ointment Approved for:

- Post operative inflammation and pain

loteranol 1%

Loteprednol Etabonate 1%



The first and only FDA approved twice-daily ocular steroid

- Rapid and sustained relief from inflammation and
pain following Ocular surgery.
- High safety profile with minimal effect on IOP in
comparison to others steroids.

Ocubesiflox

Besifloxacin 0.6%



- **Advanced 4th Generation Fluoroquinolone.**
 - Has greater MIC₉₀ tear concentrations
over 12 hours for both susceptible
and resistant pathogens.



www.orchidiapharma.com

COMPANIES ACKNOWLEDGEMENT



Alcon



جمجوم فارما
Jamjoom Pharma

Orchidia
Pharmaceutical Inc.
Excellence in Quality

BAUSCH+LOMB

BAUSCH+LOMB
See better. Live better.

Sole iCARE
Agent MEDICAL



PAXAL
pharmaceutical
Innovative Patients' Care

EVA PHARMA
SECURING YOUR HEALTH

Johnson & Johnson
MedTech



GMA
General Medical Group
OPHTHALMICS

biotech
access to innovation

PHARCO
CHROMIC SPECIALTY CARE



Eipico
Ophthalmics



Globe MedEx

CHOROIDA



BVI

NERHADOU
INTERNATIONAL
For Pharmaceuticals & Nutraceuticals

INSIGHT
Medical Supplies Co.



6TH ALEXANDRIA
OPHTHALMOLOGY SUMMIT

SCIENTIFIC PROGRAM

25-27 September 2024





PROGRAM AT A GLANCE

WEDNESDAY
25 SEPTEMBER 2024



	Hall (A) COURSES	Hall (B) COURSES
13:00	Welcome Reception & Registration	
13:30	Course 1: Visual Field Practical Approach	Course 2: Microbial Keratitis A to Z
15:00	Course 3: Simplifying Optic Nerve Disorders	Course 4: Monochromatic Fundus Imaging
16:30	Coffee Break	
17:00	Course 5: Toric IOLs: How to Begin, How to Master	Course 6: Scleral Buckle
18:30	Course 7: Corneal Implants for Keratoconus Management	Course 8: Diabetic Macular Edema Management (According to DRCR Protocols)

THURSDAY
26 SEPTEMBER 2024



FRIDAY
27 SEPTEMBER 2024



	Podium A MAIN HALL	Podium B MAIN HALL
09:00	Registration	
09:00	Vitreotomy 101 (Hall A)	Alcon 3D Cinema (Hall B)
10:30	Opening Ceremony	
11:00	Glaucoma 2024	French Session: Nouveautés En Ophtalmologie
12:00	Roche Symposium	
12:30	Panel Discussion: What Would you Do If you were in My Shoes?	Medical Retina Session: Navigating the Enigma of Subretinal Fluid
13:30	Coffee Break	
14:00	Roche Symposium	EVA Symposium Orchidia Symposium
14:30	When Cataract is a Real Challenge (Video Based Symposium)	AntiVEGF Agents: Regimens, Diseases and New Drugs (Bayer)
15:30	Refractive Surgery Renaissance: Pioneering the Path to Perfect Vision	WEH Session Not your Everyday Complications
16:30	Jamjoom Symposium	
16:45	Biotech Symposium	
17:00	GMG Symposium	
17:15	Ophthalmologists Got Talents: IOL Selection (Lunch Session)	

	Podium A MAIN HALL	Podium B MAIN HALL
09:00	Free Paper Session	Video Competition Session
10:00	Women in Ophthalmology: Episode 4: AWOLS Presents Anterior Segment Imaging	Pediatric Ophthalmology for the General Ophthalmologist: Clinical Cases
11:00	The Fine Art	Surgical Retina Session: How to Perform the PVD
12:00	Refractive Surgery Blackjack	Controversies in Ocular Surface Disease Management (Orchidia)
13:00	Coffee Break & Goma Prayer	
14:00	Optos Ultrawide Field Imaging: Different Perspective from Different Subspecialities	
15:00	Oculoplastic Orbital and Lacrimal Clinic	Expert Insights on Avoiding and Managing Corneal Decompensation
16:00	Men in Kitchen: Secondary IOL implantation: Who Can Cook the Better Recipe	
17:00	Closing and Lunch	

Optiflex
TRIO


TRIFOCAL ASPHERIC HYDROPHOBIC
NATURAL YELLOW IOL

Designed to Meet

Youthful Vision

WITH **BLISS** BRILLIANT LIGHT
SENSING SYSTEM

- ✓ 88.30% light yield
- ✓ Balanced light distribution at each focal point
- ✓ Excellent spectacle independence in all lighting conditions



biotech

25
years
innovation

CE
2460

EYECRYL[®] Sert
IOL RANGE

Inspired by *natural vision*



mono **MORE** technology

biotech

VISION CARE

**ADDED INTERMEDIATE VISION:
UNIQUE ASYMMETRIC
POWER DISTRIBUTION**

- A New EDOF IOL with Aspheric Surface
- Continuous Vision From Distance to Intermediate
- Spectacle Independence for Intermediate Vision
- An Extended Range Of Vision: > 1.75 D at Spectacle Plane with Visual Acuity 0.2 LogMAR or Better
 - Intermediate Vision up to 57 cm
- MICS (2.2mm) Compatible to Reduce SIA
- Designed for Fast Neural Adaptation

10 Years
EYECRYL[®] PHAKIC
10

**UNLEASH THE
INDEPENDENCE**

Winning
your trust for
10 years



Tested & trusted
material

Customization
options available

Superior dynamic
vault stability*

Wide range of power
correction options
available





Get the best of both worlds.
Focus near through far;
Clarity day and night.

TECNIS
Synergy™ IOL

Johnson & Johnson
MedTech

Continuous Vision Across the Range

Superior Low-light Contrast

Breakthrough Innovation

Reduced Visual Symptoms

References



13:00 Welcome Reception and Registration

HALL (A)

COURSES

COURSE 1

13:30 - 15:00
Visual Field. Practical Approach

Moderator: **Mohammed Saad**
Chairperson: **Ahmed Hossam**

- 13:30 Basic aspects of visual field
Mohammed Saad
- 13:50 Interpretation of printout
Ahmed Hossam
- 14:10 Visual field in advanced glaucoma
Mohammed Saad
- 14:30 Visual field in neurological diseases
Nihal Adel Hassan
- 14:50 Discussion

HALL (B)

COURSE 2

13:30 - 15:00
Microbial Keratitis A to Z

Moderator: **Shahira Rashad**

- 13:30 Clinical cases
Shahira Rashad
- 13:45 Bacterial keratitis
Tamer Massoud
- 14:00 Fungal keratitis
Mohamed Sobhi
- 14:15 Acanthamoeba keratitis
Shahira Rashad
- 14:30 Surgical management of infectious keratitis
Alaa Ghaith
- 14:45 Differential diagnosis of infectious keratitis
Shahira Rashad



HALL (A)

COURSES

COURSE 3

15:00 - 16:30
Simplifying Optic Nerve Disorders

Moderator: **Mai Abdelnabi**

- 15:00 When to suspect optic nerve disorders?
Mai Abdelnabi
- 15:10 Thyroid optic neuropathy
Youssef El Massry
- 15:20 Optic nerve cupping mystery
Nader Bayoumi
- 15:35 Congenital optic nerve disorders
Amr Elkamshoushy
- 15:50 Demyelinating optic neuropathy
Mai Abdelnabi
- 16:05 Optic neuropathy following anterior segment surgery
Manar El Askary
- 16:15 Infectious optic nerve disorders
Nancy Hazem
- 16:25 Discussion
- 16:30 **Coffee Break**

HALL (B)

COURSE 4

15:00 - 16:30
Monochromatic Fundus Imaging

Moderator: **Karim Adly**

- 15:00 FAF: Basics, interpretation and clinical application
Karim Adly
- 15:20 NIR reflectance fundus imaging from A to Z
Amira Mostafa
- 15:40 Color fundus photography
Dina Baddar
- 16:00 EnFace fundus imaging
Rania Estawro
- 16:20 Discussion
- 16:30 **Coffee Break**



HALL (A)

COURSES



COURSE 5

17:00 - 18:30
Toric IOLs: How to begin, How to Master

Moderator: **Hazem Kandil**
Co-Moderator: **Ahmed El Zawawi**

- 17:00 Introduction
Ahmed El Zawawi
- 17:05 Patient selection
Hazem Kandil
- 17:12 Pre-operative work up
Ahmed El Zawawi
- 17:19 Role of i-Trace
Ahmed El Massry
- 17:26 IOL choices
Ahmed Shama
- 17:33 IOL calculations
Hazem Kandil
- 17:40 Marking: Manual and surgical
Alaa El Zawawi
- 17:47 Surgical cases
Alaa El Zawawi
Ahmed El Massry
Ahmed Shama
- 18:02 Post-operative refractive surprise
Hazem Kandil
- 18:09 Discussion

HALL (B)

COURSE 6

17:00 - 18:30
Scleral Buckle

Moderator: **Mostafa El Manhaly**

- 17:00 Intro slides
Ahmed Souka
- 17:02 Indications, cases selection and case scenarios
Mohammed Ghoneem
- 17:12 Technique of scleral buckle
Ahmed Souka
- 17:22 Retinopexy
Mostafa El Manhaly
- 17:32 Localization of retinal tears
Ahmed Souka
- 17:42 Choice of the buckle size, types of explants and orientation and scleral sutures
Monsef Kharboush
- 17:52 Complications of scleral buckle
Mostafa El Manhaly
- 18:02 Cases panel
Ahmed Souka
Monsef Kharboush
Mohammed Ghoneem
Mostafa El Manhaly
- 18:22 Discussion



HALL (A)

COURSES

COURSE 7

18:30 - 20:00
Corneal Implants for Keratoconus Management

Moderator: **Ahmed Shama**

- 18:30 How to achieve 'predictable' results using ICRS
Zakaria Hassanin
- 18:55 Our 10 years of experience in a nutshell
Ahmed Shama
- 19:20 Five years follow up for Tissue augmentation for keratoconus (XENIA)
Ahmed El Massry
- 19:45 Discussion

HALL (B)

COURSE 8

18:30 - 20:00
**Diabetic Macular Edema Management
(According to DRCR Protocols)**

Moderator: **Ahmed Souka**

- 18:30 Introduction about ultrawidefield optos
Ahmed Souka
- 18:40 How do we grade diabetic retinopathy using optos
Mostafa El Manhaly
- 18:50 Historical evolution of DME management
Ahmed Souka
- 19:00 Regular DME injection protocol and which drug to inject
Mostafa El Manhaly
- 19:15 Management of persistent DME
- Role of laser
 - Role of steroids in DME
 - Role of switching of drugs
 - Role of surgery for persistent DME
- Ahmed Souka**
- 19:35 High vision with DME
Ahmed Souka
- 19:40 Protocol AC
Ahmed Souka
- 19:45 Safety of anti-VEGF and new anti-VEGF in the market
Mostafa El Manhaly
- 19:55 Discussion



**THE EXPLICIT ART
CARE**



 **RX Healthcare**



The 1st & Only In
Egypt & Middle East

Ophthalmic suspension

PIXIVANCE™

Besifloxacin 6mg / ml



EVA PHARMA



EYLEA[®]

(aflibercept solution for injection)

HALL (A)

COURSE

COURSE 9

09:00 - 10:30
Vitrectomy 101



Moderator: Mohammed Ghoneem

- 09:00 Basic principles and parameters of the vitrectomy machine (Cut-rate, vacuum, duty cycle and gauges)
Ahmed Souka
- 09:15 Viewing systems and how to use them? (BIOM, resight, contact lenses) - Vitreoretinal instruments and their uses
Monsef Kharboush
- 09:30 Basic steps of vitrectomy - (Trocar and cannula insertion, core and shave vitrectomy, PVD induction, dyes used in vitrectomy)
Khaled Fathy
- 09:45 Intraocular tamponades (Best tamponade for each case, science behind tamponade use, silicone oil injection and removal, gas injection)
Mohamed El Massry
- 10:00 Basics of diabetic vitrectomy (Instrumentation and viewing, pvd in diabetics, delamination segmentation and bleeding control)
Mostafa El Manhaly
- 10:15 Basics of vitrectomy for RRDS (Instrumentation and viewing, choice of cases, PVD induction, subretinal fluid drainage and tamponade choice)
Mohammed Ghoneem

HALL (B)

SESSION

SESSION 1

09:00 - 10:30
Alcon 3D Cinema

Alcon

Moderators: Ahmed Souka, Alaa El Zawawi
Speakers: Ahmed Metwally, Ahmed Shama, Hazem Kandil, Mostafa El Manhaly



*Both Podiums*10:30 | **Opening Ceremony**
SESSION 2 | 11:00 - 12:00
Glaucoma 2024
Moderator: Ahmed Hossam

- 11:00 | Update in investigations
Nada Medhat
- 11:10 | Update in medical treatment
Nader Bayoumi
- 11:20 | Update in laser therapy
Ahmed Mostafa Abdelrahman
- 11:30 | Update in angle surgery
Yasmine El Sayed
- 11:40 | Update in tubes and implants
Ahmed Hossam
- 11:50 | Discussion

SESSION 4 | 12:00 - 12:30 *(Both Podiums)*
Roche Symposium
Moderator: Magdy Moussa

- 12:00 | What you see is what you get:
One year vabysmo RWD in Egypt
Ahmed Souka
Mohamed Moghazy


Roche
SESSION 3 | 11:00 - 12:00
French Session: Nouveautés en Ophtalmologie
Modérateurs: Alaa El Zawawi, Monsef Kharboush

- 11:00 | Reproductibilité
Alaa El Zawawi
- 11:10 | Amelioration des resultats post operatoire en traitant les maladies de la surface de l'oeil
Abdallah Hassouna
- 11:20 | Maximiser les résultats de la chirurgie de la cataracte
Hazem Kandil
- 11:30 | Rétinopathie du prématuré; ce que l'ophtalmologiste généraliste doit savoir
Islam Shereen
- 11:40 | Povidone iodée intravitréenne dans l'endophtalmie
Monsef Kharboush
- 11:50 | Neurotisation cornéenne
Sarah Elbannan

SESSION 5 12:30 - 13:30
Panel Discussion: What Would you Do if you Were in My Shoes?

Moderator: Hatem Ammar
Panelists: Abdallah Hassouna, Ahmed El Massry, Ahmed Shama, Alaa El Zawawi, Hazem Kandil

13:30 | **Coffee Break**

SESSION 7 14:00 - 14:30
Roche Symposium

Panelists: Ahmed Shama, Sameh El Agha

14:00 | The controversies in IVT -
Panel discussion
Amr Bessa



SESSION 6 12:30 - 13:30
Medical Retina Session: Navigating The Enigma of Subretinal Fluid

Moderators: Amira Mostafa, Mohamed Sharaf
Panelists: Dina Baddar, Magdy Moussa, Mohamed Nowara, Mohsen Abou Shousha, Rania Estawro, Tarek Hemeida

13:30 | **Coffee Break**

SESSION 8 14:00 - 14:15
EVA Pharma Symposium

14:00 | The power of the exclusive
pixivance
Alaa El Zawawi



SESSION 9 14:15 - 14:30
Orchidia Symposium

14:15 | Optimizing treatment protocols:
Integrating ocubesiflox into your
practice
Hatem Ammar





SESSION 10 14:30 - 15:30
When Cataract is a Real Challenge (Video Based Symposium)

Moderator: Ahmed El Massry

- 14:30 | Cataract in phacomorphic angle closure glaucoma
Alaa El Zawawi
- 14:38 | Phaco in brown cataract
Hatem Ammar
- 14:46 | Cataract with corneal opacity
Yehia Salah
- 14:54 | Anterior and posterior IOL scaffold
Khaled Abdelrahman
- 15:02 | Cataract in phacolytic glaucoma
Fathy Fawzy
- 15:10 | Cataract in major subluxation
Abdallah Hassouna
- 15:18 | Rotation of toric IOL after 4 years
Ahmed Shama
- 15:26 | Discussion

SESSION 11 14:30 - 15:30
AntiVEGF Agents: Regimens, Diseases and New Drugs (Sponsored by Bayer)

Moderator: Ahmed Souka

Panelists: Ahmed El-Sawy, Amir Ramadan, Amr Bessa, Ashraf Shaarawy, Khaled El Rakhawy, Mahmoud Soliman

- 14:30 | AntiVEGF agents: Regimens, diseases and new drugs
Ahmed Souka



SESSION 12 15:30 - 16:30
**Refractive Surgery Renaissance:
 Pioneering The Path to Perfect Vision**

Moderator: Tamer Massoud

- 15:30 | From maps to waves to rays: Progression of laser vision correction
Osama Ibrahim
- 15:42 | Surface ablation "Revisited: Enhancing corneal health and clarity"
Khaled Abdelazeem
- 15:54 | Beyond SMILE: Alternatives for FS laser refractive correction
Ihab Othman
- 16:06 | Breaking the barriers: CXL for Sub-400 um corneas
Mohamed El Kateb
- 16:18 | Discussion

SESSION 14 16:30 - 16:45 *(Both Podiums)*
Jamjoom Symposium

- 16:30 | Insights on bacterial keratitis management
Alaa Ghaith



SESSION 13 15:30 - 16:30
**WEH Session:
 Not your Everyday Complications**

Moderator: Ramy Riad

- 15:30 | When argentine flag is inevitable
Fathy Fawzy
- 15:42 | Drop down dead
Abdallah Hassouna
- 15:54 | A pretty unstable: Cataract and patient!
Ahmed Assaf
- 16:06 | Phacoemulsification after acute angle closure attack
Yasmine El Sayed
- 16:18 | Night mare in surgery for SMH
Maged M. Gergess

Each talk is 9 minutes followed by 3 minutes discussion



Podium
MAIN HALL

SESSION 15 16:45 - 17:00 *(Both Podiums)*
Biotech Symposium

16:45 | Pre-launch EDOF Eyecryl Sert from biotech
Ahmed Shama



SESSION 16 17:00 - 17:15 *(Both Podiums)*
GMG Symposium

Chairpersons: Alaa El Zawawi,
Mohsen Abou Shousha



17:00 | Depo lutin: AREDS II formula finally in Egypt
Ahmed Souka

SESSION 17 17:15 - 18:15 *(Both Podiums)*
Ophthalmologists Got Talents: IOL Selection

Moderator: Ahmed Shama

Judges: Alaa El Zawawi, Fathy Fawzy

Panelists:

Glaucoma: Nada Medhat
Cataract: Abdel Hamid El Hofi, Ahmed Osman, Ramy Riad
Cornea: Alaa Ghaith
Retina: Mohammed Ghoneem



DON'T MISS
MEN IN KITCHEN:
Secondary IOL Implantation: Who Can Cook
The Better Recipe

FRIDAY AT 16:00



DEPO LUTIN

KEEP THEIR
vision young



AVAILABLE
NOW



GMΘ
General Medical Group
OPHTHALMICS


THE
1ST

Typical AREDS II
Formula in The
Egyptian Market

Twit-Tear

1st Multi-dose
Preservative
Free

1st Ophthalmic
Squeeze
Dispenser
"OSD"



- For dry and irritated eyes
- Compatible with contact lenses



FOR MILD TO MODERATE CASES

Composition

Sodium hyaluronate 0.2%
Hypermellose 0.2%
Bilberry distilled water



FOR MODERATE TO SEVERE CASES

Composition

Sodium hyaluronate 0.4%
Ginkgo biloba distilled water
Bilberry distilled water
Centella asiatica distilled water

GMΘ
General Medical Group
OPHTHALMICS

Multi dose preservative free 10ML



Alcon Night

**THURSDAY 26 SEPTEMBER
AT 20:00 - MAIN HALL**



Moderator
ALAA EL ZAWAWI

Speakers
Sorted Alphabetically



**AHMED
MOATASSEM**



**AHMED
SHAMA**



**ISLAM
HOSNI**



**TAREK
EL NAGGAR**

Help your Dry Eye patients
feel unstoppable every day with

LONG-LASTING DRY EYE RELIEF³⁻¹

- PRESERVATIVE FREE MINIMS
- BAK-FREE BOTTLE
- SUPERIOR OCULAR RE-EPITHELIALIZATION⁴
- 2X GREATER MOISTURE RETENTION^{1*}

ANNA SO,
PROJECT MANAGER
AND MOTHER OF TWO

Recommend **Systane® HYDRATION**
PRESERVATIVE FREE Lubricant Eye Drops

2 DROPS, 1 UNSTOPPABLE YOU



*vs HA alone

References: 1. Rangarajan R, Kraybill B, Ogundele A, Kotomon H. Effects of a hyaluronic acid/hydroxypropyl guar artificial tear solution on protection, recovery, and toxicity in models of corneal epithelium. *J Ocul Pharmacol Ther* 439-496 (6/3/2016). 2. Davitt WJ, Bloomenstein M, Christensen M, Martin AE. Efficacy in patients with dry eye after treatment with a new lubricant eye drop formulation. *J Ocul Pharmacol Ther* 355-342 (9/2010). 3. Pizzarello M, Autieri B, Biscorno J, Benvenuto E. Protecting the ocular surface and improving the quality of life of dry eye patients: a study of the efficacy of an IP-guar containing ocular lubricant in a population of dry eye patients. *J Ocul Pharmacol Ther* 278-271 (3/25/2009). 4. Ogundele A, Kao W, Carlson E. Impact of Hyaluronic Acid-Containing Artificial Tear Products on Re-epithelialization as an In Vivo Corneal Wound Model. Poster presented at 8th International Conference on the Tear Film & Ocular Surface, September 2016, 10-7, Montpellier, France.

VEGF-A



ANG-2

Where Two Worlds Meet

Shift the paradigm in nAMD and DME with dual pathway inhibition

▼ This medicinal product is subject to additional monitoring. This will allow quick identification of new safety information. Healthcare professionals are asked to report any suspected adverse reactions. These should be reported to the Roche affiliate or responsible national health authority in your country (see local product information).

Disclaimer: Local implementation must be based on local guidelines and regulations. For full details of Prescribing Information, please refer to section [IXX]] of IISmPC or PII].

©2022 F. Hoffmann–La Roche Ltd M-XX-00007274 Date of preparation: August 2022

For Healthcare Professionals Only

ONLY
TYMER
FITS FOR
ROYALTY



TymerTM
(Gatifloxacin) 

SESSION 18 09:00 - 10:00
Free Paper Session

Panelists: Amr Abdelazim, Ashraf Saad, Hany Helaly,
Nader Bayoumi, Said Gomaa

- 09:00 Evaluation of bacteriophage impeded gel for the treatment of bacterial corneal ulcer experimentally induced in rabbits
Ramy Awad Elbassiouny
- 09:06 Characterization of corneal biomechanics using CORVIS ST device in different grades of myopia in a sample of Middle Eastern ethnicity
Esraa Mohamed El-Mayah
- 09:12 Complications of anterior chamber cosmetic iris implants
Fouad El Sayyad
- 09:18 Intravitreal melphalan injection as an effective and safe method for controlling active vitreous seeds in retinoblastoma cases
Ahmed Metwally
- 09:24 Comparison of antimicrobial regimen outcomes and antibiogram development in microbial keratitis in Alexandria, Egypt
Tamer Massoud
- 09:30 OCT biomarkers in neuro ophthalmic disorders
Mohamed Ahmed ElShafie
- 09:36 The influence of horizontal corneal diameter on corneal tomography and belien Ambrósi enhanced ectasia display
Mohamed Mahmoud Harras
- 09:42 Fresh look or toxic look
Ahmed Elmarsafawy
- 09:48 Discussion

SESSION 19 09:00 - 10:00
Video Competition Session

Panelists: Alaa Fadel, Ali El Ghatit, Hazem El Hennawi,
Hesham El Goweini, Mohamed Lolah

- 09:00 Additional step to keep your success
Mohamed Fouad Alzayat
- 09:06 Complex cases.. motivated patients.. pleasant results
Mohamed Amr Azab
- 09:12 Half traumatic cataract
Hady Moustafa El-Naggar
- 09:18 Phaco in albinism
Youssef Abo Zaid
- 09:24 Challenging case
Kariman Gamal Tamam
- 09:30 Surgical management of advanced keratoconus in a mongolian patient
Osama Al Nahrawy
- 09:36 KeraNatural implantation in keratoconus
Zakaria Hassanin
- 09:42 DALK game.. never over
Maha Hassan Genedy
- 09:48 Discussion

SESSION 20 10:00 - 11:00
Women in Ophthalmology: Episode 4:
AWOLS Presents Anterior Segment Imaging

Chairpersons: Manar El Askary, Mervat El Shabrawy,
 Nancy Al Raqqad

- 10:00 | Mission of AWOLS
Manar El Askary
- 10:05 | Screening by Automated ocular surface analyzer
Azza Ragab
- 10:10 | Value behind corneal imaging with CSO
Nihal Adel Hassan
- 10:15 | Role of pentacam in refractive cataract surgery
 (Tips and tricks)
Nancy Al Raqqad
- 10:25 | The red flag
Hams Samy
- 10:30 | AS OCT for effective and safe management of
 keratoconus and refractive surgery
Merieme Harouch
- 10:40 | UBM finding in trematode induced uveitis
Rana Hussein Amin
- 10:45 | Diagnostic performance of AS imaging modalities
Zeinab Al Sanabary
- 10:50 | Discussion

SESSION 21 10:00 - 11:00
**Pediatric Ophthalmology for The General
 Ophthalmologist: Clinical Cases**

Moderator: Amr Elkamshoushy

- 10:00 | Thyroid myopathy, what to do?
Ahmed Hannon
- 10:10 | Intermittent exotropia, not just BLR
Sameh Galal
- 10:20 | Life threatening strabismus
Heba Metwally
- 10:30 | Strabismus reoperations made easy
Maha El Basha
- 10:40 | Inherited retinal disorders
Ahmed El Sanousy
- 10:50 | This is not amblyopia
Amr Elkamshoushy

SESSION 22 11:00 - 12:00
The Fine Art

Moderator: Mazen Sinjab



- 11:00 | Tips for planning surgery in herpetic patients
Nancy Al Raqqad
- 11:04 | Redo LASIK in a nutshell
Mohamed Hosny
- 11:08 | Pseudokeratoconus
Tarek El Naggar
- 11:12 | Unlocking the angle: A resident's guide to expert gonioscopy
Nada Medhat
- 11:16 | Mind-map for pediatric swellings
Youssef El Massry
- 11:20 | ETDRS diabetic retinopathy grading: An UWF imaging perspective
Mohammed Ghoneem
- 11:24 | Approach to abnormal head posture
Amr Elkamshoushy
- 11:28 | Steroids in uveitis: The easy way out
Nancy Hazem
- 11:32 | Unexplained sudden deterioration of vision
Mai Abdelnabi
- 11:36 | Learn how to win by losing!
Mazen Sinjab
- 11:40 | Discussion

SESSION 23 11:00 - 12:00
Surgical Retina Session: How to Perform The PVD

Moderator: Mostafa El Manhaly

Panelists: Ehab El Rayes, Hany Hamza, Hassan Mortada, Mohamed Moghazy, Mostafa Nabih


SESSION 24 12:00 - 13:00
Refractive Surgery Blackjack
Moderator: Mohamed Hosny

- 12:00 | When transepithelial PRK is your safest BET
Mohamed El Kateb
- 12:10 | When SMILE is your safest BET
Ahmed Ghoneim
- 12:20 | When XENIA implant is your safest BET
Ahmed El Massry
- 12:30 | When CAIRS is your safest BET
Shady Awwad
- 12:40 | When laser for keratoconus is your safest BET
Mohamed Shafik
- 12:50 | When ASSYMETRIC RINGS are your safest BET
Mohamed Hosny

13:00 | Coffee Break & Gomaa Prayer Break
SESSION 25 12:00 - 13:00
Controversies in Ocular Surface Disease Management (Sponsored by Orchidia)
Moderator: Alaa Ghaith
**Panelists: Michael Sami, Mohamed Sobhi,
Osama Ibrahim, Osama Shalaby, Shereif Hosny**

13:00 | Coffee Break & Gomaa Prayer Break


SESSION 26 | 14:00 - 15:00 *(Both Podiums)*
Optos Ultrawide Field Imaging: Different Perspective from Different Subspecialities

Moderators: Ahmed Souka, Mostafa El Manhaly

Panelists:

Cataract & Refractive: Ahmed Shama, Alaa El Zawawi, Alaa Ghaith, Mazen Sinjab, Mohamed El Kateb

Glaucoma: Ahmed Hossam

Uveitis: Dina Baddar, Nancy Hazem

Retina: Ehab El Rayes, Hany Hamza, Mahmoud Soliman

SESSION 27 | 15:00 - 16:00
Oculoplastic Orbital and Lacrimal Clinic

Moderator: Hesham Ali Ibrahim

Panelists: Amr Awara, Ibrahim Allam, Maher Assem, Osama Shalaby, Tamer Gawdat

SESSION 29 | 16:00 - 17:00 *(Both Podiums)*
Men in Kitchen: Secondary IOL Implantation: Who can Cook The Better Recipe

Moderator: Ahmed Shalash

Women Team: Heba Metwally, Rasha Moussa

Men Team: Khaled Abdelrahman, Mohamed El Massry, Wael El Gendy

Menu | Truffle and parmesan infused italian linguini topped with mulberry wood smoked turkey

17:00 | **Closing and Lunch**

SESSION 28 | 15:00 - 16:00
Expert Insights on Avoiding and Managing Corneal Decompensation

Moderator: Mohamed Bahgat

Panelists: Islam Shereen, Khaled Abdelrahman, Mahmoud Ismail, Mohamed Kabeel, Nada Medhat, Sameh El Agha

17:00 | **Closing and Lunch**

Freshness is just a blink away

Eye drops That moisturise



BAUSCH + LOMB

See better. Live better.

Altra
Vision

Step into the new era of digital ophthalmic practice!



Fundus Explorer **PRO**

Spend less than 30 seconds to view retina on your own smartphone.



ALL FIT Adapter

Capture the perfect image on your smartphone in no time.

The Optimum Solution for Ocular disorders ..





6TH ALEXANDRIA OPHTHALMOLOGY SUMMIT AOS 2024



Organizing office in charge

RM EVENTS

Address: Suite 301, Level 3, Nassar Tower,
1 Mostafa Kamel Street, Roushdy
Mobile: +20 1275580777, +20 1223925628
E-mail: conferences@rmsolutions.net
Web: www.rm-events.org



alexsummit.com